


**Performing The
Fire Sprinkler
Inspector's Test
On Each Floor Of
This Building Will
Test Your Time
and Patience...**

**Unless You Have
REMOTE TEST[®]**

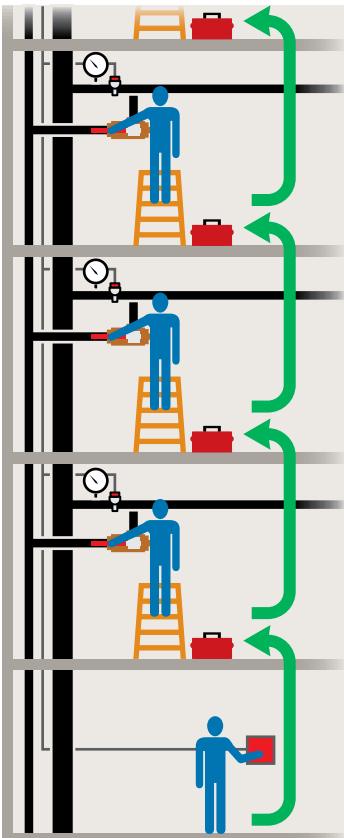


Traveling floor to floor in a skyscraper or going building to building in a complex to perform the NFPA required fire sprinkler system inspector's test can be a drain of time, money, and manpower. But with AGF's Model 1200 REMOTE TEST[®] TESTANDRAIN[®], the inspector's test can be performed by a single


operator from a single location through a local switch, an auxiliary panel, an FAC panel, or a LAN system; ultimately saving time and money without sacrificing regular inspections.



A BETTER METHOD FOR TESTING LARGER SYSTEMS



Performing the fire sprinkler inspector's test typically requires coordination between two people, with one going floor to floor, possibly carrying a ladder and toolbox, to manually test each system.



AGF first transformed the fire sprinkler industry by introducing the Model 1000 TEST_{AND}DRAIN[®] valve, eliminating the time and space consuming traditional loop assembly by providing a quick and efficient method to perform the NFPA required wet sprinkler system inspector's test.

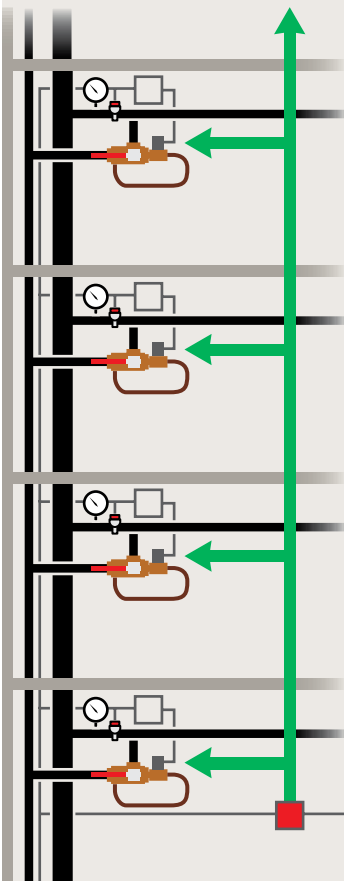
But even with TEST_{AND}DRAIN[®] valves, performing the inspector's test in large multi-story buildings consumes time by requiring personnel to travel from floor to floor, manually testing each valve. TEST_{AND}DRAIN[®] valves located behind locked doors, in ceilings or stairwells can present additional inconvenience, often requiring additional personnel, ladders, and keys. These inconveniences are compounded when performing the test on multiple buildings.

But now there is a solution — AGF's Model 1200 REMOTE TEST[®] TEST_{AND}DRAIN[®]. By incorporating a solenoid into the TEST_{AND}DRAIN[®] valve, AGF has created a self-contained method to remotely fulfill the system inspector's test. REMOTE TEST[®] allows a single operator at a single location to perform the inspector's test on multiple floors, or even multiple buildings, through a local switch, an auxiliary panel, an addressable fire alarm control (FAC) panel, or even a LAN system; ultimately saving time and money, while promoting regular inspections and preserving system integrity.

Including REMOTE TEST[®] in your building will provide you with the following benefits:

- **Code Compliance:** REMOTE TEST[®] meets both NFPA 13 and NFPA 25 requirements for sprinkler water flow alarm device testing.
- **Life Safety:** REMOTE TEST[®] performs an actual test that physically flows system water through an inspector's test connection, simulating a sprinkler head activation. It tests the actual performance of the system water flow alarm devices, not just the electrical contacts of a switch, demonstrating the system's true status.
- **Time Savings:** REMOTE TEST[®] reduces testing time by eliminating the need to individually travel to each valve within the system.
- **Personnel Safety:** REMOTE TEST[®] eliminates the need for workers to climb ladders in stairwells or access ceilings to test the system.
- **Reduced Costs:** REMOTE TEST[®] saves time and conserves manpower, reducing operation costs. By improving personnel safety, REMOTE TEST[®] reduces the chances of costly accidents.
- **Flexibility:** REMOTE TEST[®] can be activated by a local key switch, an auxiliary panel, an addressable FAC panel, or LAN system; while still retaining the ability to be tested manually.

AGF's Model 1200 REMOTE TEST[®] TEST_{AND}DRAIN[®] saves you time and money by allowing for the fire sprinkler inspector's test to be performed by a single operator at a single location through a local switch, an auxiliary panel, an addressable FAC panel, or a LAN system. The test can be performed on multiple floors, or even in multiple buildings in minutes — promoting regular inspections and preserving system integrity.



AUTOMATIC TESTING INITIATED FOUR DIFFERENT WAYS:

The Model 1200 REMOTEST[®] TESTANDRAIN[®] allows for either manual or automatic testing, which can be accomplished four different ways:

Local Key Switch: A local key switch may be set near the REMOTEST[®] for testing. Power is brought to the switch and then to the solenoid of the REMOTEST[®]. When the key switch is turned to the "test" position it will open the solenoid of the REMOTEST[®] to flow system water through the required inspector's test connection. Once the alarm is received, the key is returned to the normal position and the solenoid closes.



Auxiliary Test Panel: REMOTEST[®] can also be activated through an auxiliary test panel. When activated, it sends power to the solenoid of the REMOTEST[®] to flow system water through the required inspector's test connection. Once the alarm is received, the button is restored to the normal position and the solenoid of the REMOTEST[®] closes. This is an excellent option for system upgrades and retrofits because it does not require any modifications to the existing FAC panel.



Addressable FAC Panel: An addressable fire alarm control panel can be configured for activating the REMOTEST[®]. Power can be run through addressable remote relays located next to the REMOTEST[®]. Typically they are mounted next to the flow and tamper monitoring module. Function switches at the FAC panel can then be assigned to control each of the remote relays.

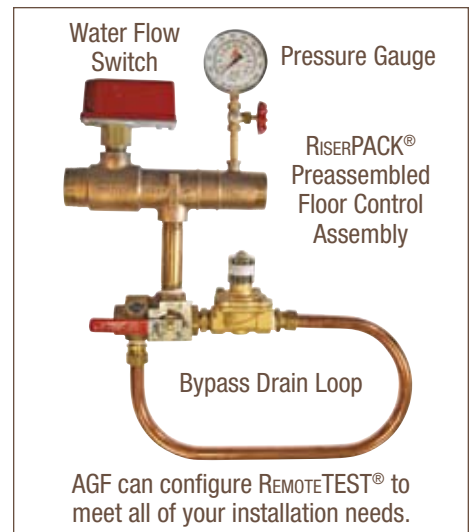



When a switch is activated, it will close the remote relay, sending power to the solenoid of the REMOTEST[®] to flow system water through the required inspector's test connection. Once the alarm is received, the switch is restored to the normal position and the solenoid closes.

LAN System: REMOTEST[®] can even be activated via a system's LAN using a virtual panel. Systems are available that offer a functioning replica of the traditional FAC panel that can be accessed through a personal computer's web browser. Pointing and clicking takes the place of manually activating the switches on a physical FAC panel.



MODEL 1200 REMOTEST[®] TESTANDRAIN[®]



- The Model 1200 REMOTEST[®] TESTANDRAIN[®] is available in 1", 1 1/4", 1 1/2" (*special order only*), and 2" sizes with the following sized test orifices: 3/8", 7/16", 1/2", 17/32", ELO (5/8"), ESFR (3/4" - on 1 1/4" - 2" valves only), and K25 (on 2" valves only).
- REMOTEST[®] is available 24V DC or 120V AC.
- REMOTEST[®] is available with an optional bypass drain loop kit.
- REMOTEST[®] is UL Listed/FM Approved.
- REMOTEST[®] complies with the NFPA 13, 2007 Edition, Chapters 8.16.2.4.1 – 8.16.2.4.4, A.8.17.4.2, 8.17.4.2.2,

8.17.4.2.4, 8.17.4.3.1, and 8.17.4.3.2.

- REMOTEST[®] is considered an auxiliary testing device by the NFPA and therefore it's "wiring does not require a supervised circuit."
- AGF can configure REMOTEST[®] to meet your system and installation needs. Options include RISERPACK[®] pre-assembled floor control assemblies sized 1" – 6" with water flow switch and pressure gauge.
- For more information, including complete specs, CAD files, installation instructions, and guidelines; visit AGF online at www.testandrain.com!

➤ CASE STUDY: SAVING TIME, MONEY, & LIVES AT PENN STATE UNIVERSITY



The devastating January 2000 Seton Hall University residence hall fire put into high gear sprinkler retrofit plans that were already in place at colleges and universities all across the country. Administrators were just becoming aware of the significant student life safety benefits that sprinklers provide and therefore were including them in most new construction and scheduled residence hall rebuilds. After

January 2000, the installation of sprinklers into the country's residence halls became the driving force for retrofit.

The first result of this effort to increase the number of sprinkled buildings for America's students is a much safer environment to live and learn. The second result of this exponential increase in the total number of square feet of sprinkled space is a new problem for safety administrators: how to provide regularly scheduled system readiness testing on an ever increasing number of buildings with a limited staff already working at capacity. The solution to this problem for one major university, Pennsylvania State University at their Main Campus located in State College, Pennsylvania, was the inclusion of the AGF Model 1200 REMOTEST® TESTANDRAIN® valve in all of their residence hall sprinkler retrofits.

The first installation on campus was a five building dorm complex with a total of fifty individual inspector's test and drain valve locations. Being a student residence hall, and students being students, precautions were implemented to eliminate the possibility of tampering and false alarms. The system's test valves were located in locked closets



Above: The multiple buildings of East Hall Towers



Left: REMOTEST® auxiliary panel for all four East Hall Towers and the center commons building (each column represents one building, each row represents one floor). The auxiliary panel is located in the basement mechanical room of the center commons building near the fire alarm control panel which is located to the left.

with locked handles. While this would typically add significant time to the process of testing, the original estimate for this complex was two men and multiple days, the inclusion of the REMOTEST® valves would allow testing to be accomplished by one man in a fraction of the time typically required to do the testing manually using standard test and drain valves. The REMOTEST® valves are designed to be operated any one of a number of ways including through the Fire Control Panel (FCP); the university however opted to use one auxiliary panel located next to the FCP to control these fifty valves.

The UL Listed/FM Approved REMOTEST® was designed to meet all current NFPA 13 & 25 testing requirements by conveniently performing conventional system testing from a single remote location. REMOTEST® has allowed Pennsylvania State University, with their existing staff, to do more frequent testing to confirm system readiness and student safety than would be possible with standard manual only test and drain valves.

Based on the success of this first installation the AGF Model 1200 REMOTEST® TESTANDRAIN® valve has become part of the university's sprinkler specification for both retrofit and new construction. In addition to current installations in process at more than twenty residence hall buildings on campus, REMOTEST® is part of the new Food Science Building Complex and the rebuild of Historic McAllister Hall with more sprinkled buildings being planned each year.

Right: REMOTEST® installation in tenth floor mechanical closet which includes eleventh floor penthouse. Below: REMOTEST® standard Penn State two building auxiliary control panel configuration.



AGF Manufacturing, Inc. is committed to providing a unique line of products for the fire sprinkler industry. We strive to maintain a close working relationship with our customers in order to meet the ever increasing demands of our industry. We continually work in the field to improve existing products as well as invent new items. Our entire product line is manufactured to the highest quality and meets or exceeds ISO 9002 standards. Our valves are approved by Underwriters Laboratories and FM Approvals, LLC. This commitment to quality enhances product reliability and end-user satisfaction. To learn more about our line of products, visit us online at www.testandrain.com.

© 2009 AGF Manufacturing, Inc. TESTANDRAIN and REMOTEST are registered trademarks of AGF Manufacturing, Inc.

AGF Manufacturing, Inc. • Phone: 610-240-4900 • Fax: 610-240-4906 • www.testandrain.com